

# AMBITION & VISION

FOR DORSET

# WHAT IS DORSET LOCAL ENTERPRISE PARTNERSHIP (LEP)?

- A business-led private and public sector partnership promoting local economic growth and prosperity.
- Acts as a strategic gateway to funding — supporting and delivering projects of long-term economic benefit for all in Dorset through cross-sector partnership.
- Plays an important role in developing local industrial strategies and driving growth.

● **£234 million investment secured to date for Dorset.**

● “A key focus for Dorset Local Enterprise Partnership is to help shape, build and deliver the Government’s Industrial Strategy at a local level for Dorset. We must improve our region’s productivity, build on our strengths, keep employment high and make Dorset more innovative and competitive. It is imperative that we understand the shared challenges and opportunities facing our economy by engaging with local businesses — this will ensure that we make informed decisions about where to concentrate our efforts long-term to drive economic output across Dorset.”

Jim Stewart, Chair, Dorset Local Enterprise Partnership



## Our Vision

By 2033 Dorset will be one of Britain’s Core City-Regions and the most sustainable of these.

### THE CHALLENGE

Dorset’s economic productivity is £2.5 billion below the national average. To close this output gap, we must boost our productivity and earning power through:

- 💡 **Ideas:** creating an innovative economy.
- 👤 **People:** ensuring good jobs and greater earning power for all.
- 🏗️ **Infrastructure:** upgrading key transport and digital infrastructure.
- 🏢 **Business environment:** ensuring Dorset is the best place to start and grow a business.
- 📍 **Places:** ensuring prosperous local communities.

### OUR STRATEGY

1. **Invest in infrastructure** (physical and digital) to foster economic growth through roads, rail, ports, homes, appropriate land development and improved services and broadband.
2. **Define key sectors** and high growth companies which provide higher paid and higher skilled jobs — capturing national and international opportunities to boost and sustain growth, supply chains and exports.
3. **Capitalise our primary assets** including our two universities and one university college, our towns, Bournemouth International Airport, the Port of Poole, Lansdowne Business District and Dorset Innovation Park.
4. **Create a highly-skilled, productive workforce** to meet the needs of our growing, competitive economy and priority sectors.
5. **Provide a sustainable, affordable and diverse housing market.**
6. **Leverage our natural advantage** of being a city by the sea.

▼  
**Create a compelling proposition that drives up productivity and competes with the Northern Powerhouse and Midlands Engine.**

▼  
**Instrumental to our success will be effective collaboration with local authorities, business and industry, the public sector, other LEPs and the education sector / establishments.**

## THE DORSET OPPORTUNITY

Worth £16.76 billion gross value added (GVA), Dorset's economy has an estimated productivity gap of around £2.5 billion. There is the opportunity to close the output gap and significantly increase Dorset's GVA.

### COMPONENTS OF THE OUTPUT GAP

#### SKILLS

Skill levels at NVQ4+

2016



Dorset LEP

UK

Narrowing the difference could fill the output gap by as much as **£148 million**. To match the UK average requires an additional 6,700 people qualified to NVQ4+.

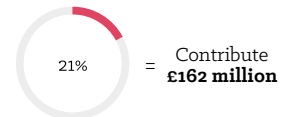
#### Skills shortage vacancies in high-skill occupations



350

In 2015, Dorset had about **350** hard-to-fill vacancies in high-skill occupations that were difficult to fill because of skills shortages. Filling these high-skill vacancies could narrow the output gap by about **£15 million**.

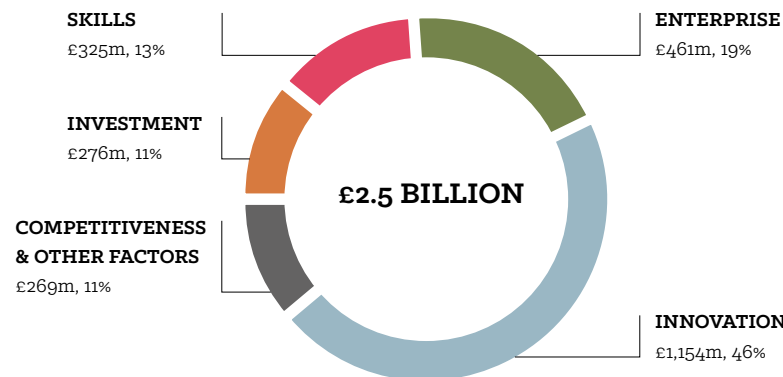
#### Digital skills training



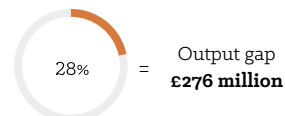
21% of Dorset businesses identified a digital training need in the Dorset superfast broadband business survey. This could be contributing **£162 million** to the output gap.

## CLOSING THE OUTPUT GAP

Dorset has an estimated output gap of £2.5 billion.



### INVESTMENT

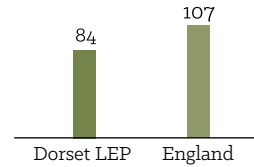


Superfast broadband

Business take-up of superfast broadband is estimated to be about 28%. With superfast connection adding about £10,400 per annum to business output, greater take-up could narrow the output gap by up to **£276 million**.

### ENTERPRISE

Business births per 10,000 residents aged 16-64 years:



Dorset had about 3,850 business births in 2015. Raising business births by about 1,000 a year could narrow the output gap by up to **£461 million**.

### COMPETITIVENESS & OTHER FACTORS



Dorset LEP ranked 20th out of 45 in the 2016 UK competitiveness index. Dorset dropped marginally compared with 2013 and remained below the UK average.

Improving the competitiveness of Dorset businesses to the UK average could narrow the output gap by up to **£69 million**.

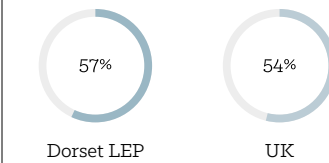
### Employment



Whilst the Dorset LEP employment rate for 16-64 year olds is above average, the rate for those aged 65+ is below average. This suggests that fewer people aged 65+ are working. Raising the number of older people in work – even for just one day a week – could narrow the gap by more than **£200 million**.

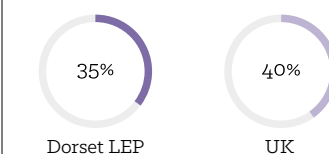
### INNOVATION

Active innovation in businesses



Although the Dorset LEP area is above the national average in terms of its use of improved products or services and processes, and in introducing new goods or services to markets before competitors, it still has some way to go before matching top performing LEP areas. Another 6,000 Dorset businesses need to become innovation active to match the best performing LEP area. This could add around **£536 million** to GVA.

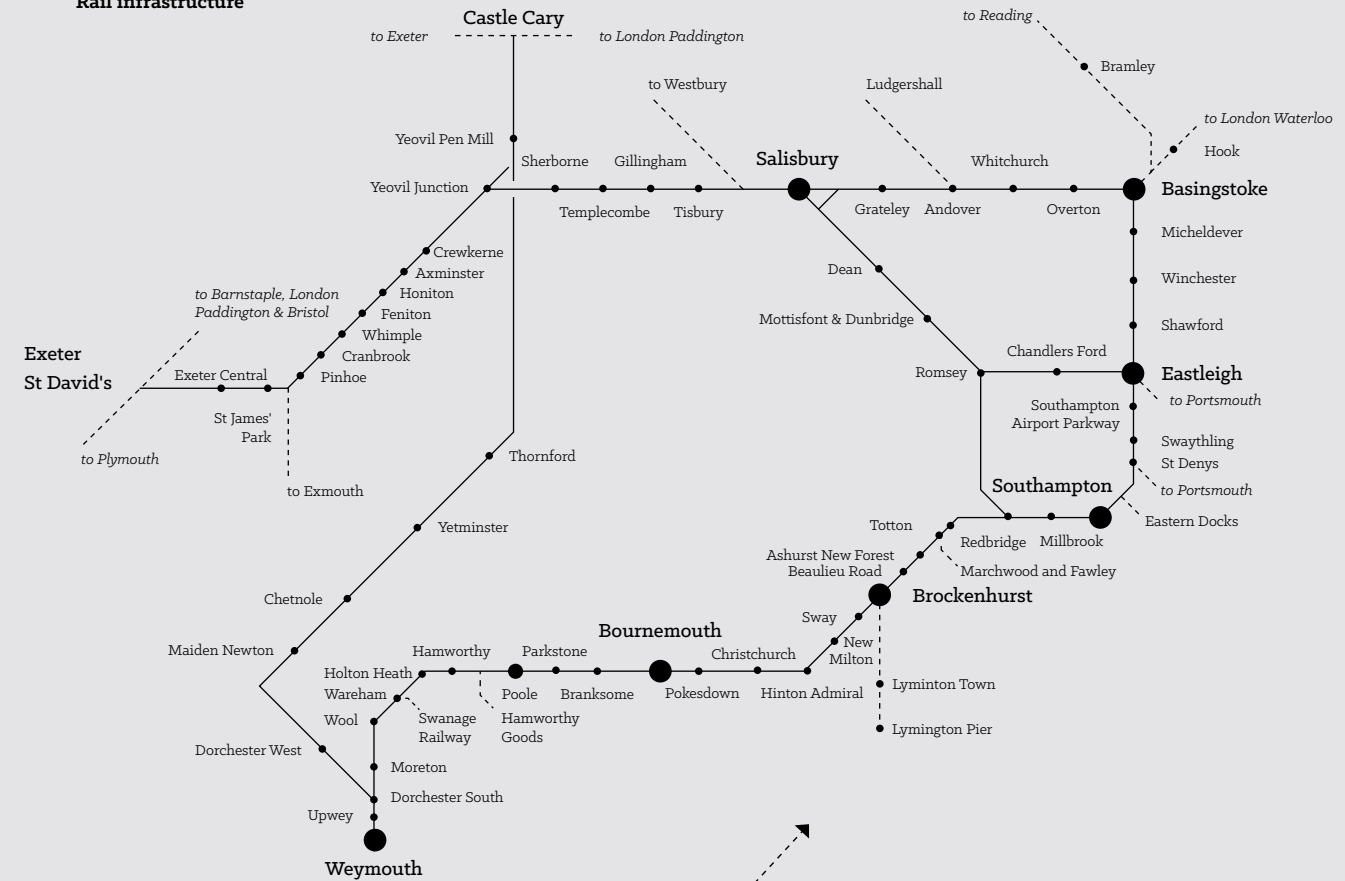
### Knowledge-based-business



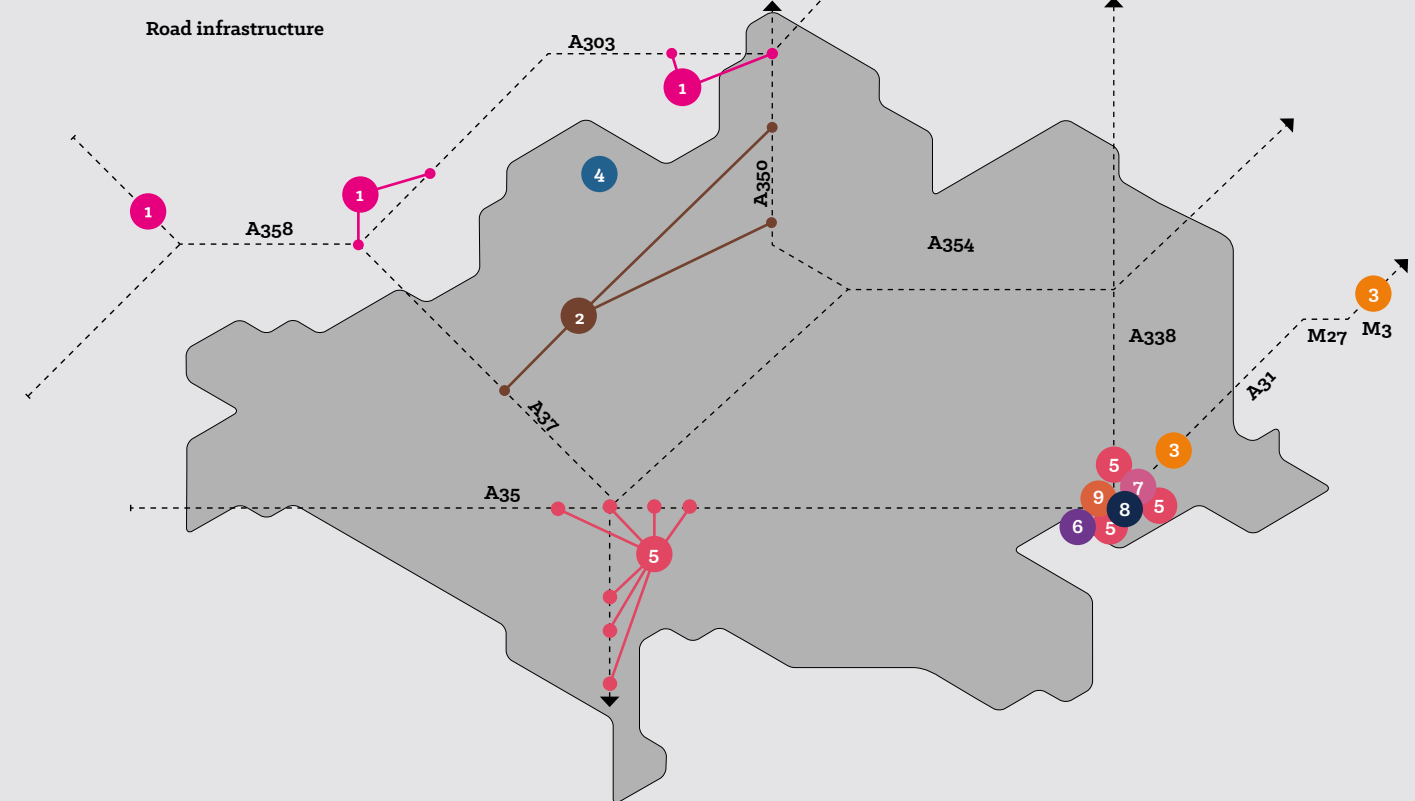
35% of Dorset LEP businesses are knowledge-based compared with the UK 40%. Representation of knowledge-based businesses is below average. If 1,600 more businesses were knowledge-based, this could narrow the output gap by **£618 million**.

## IMPROVING PRODUCTIVITY THROUGH IMPROVED RAIL AND ROAD INFRASTRUCTURE

### Rail infrastructure



### Road infrastructure



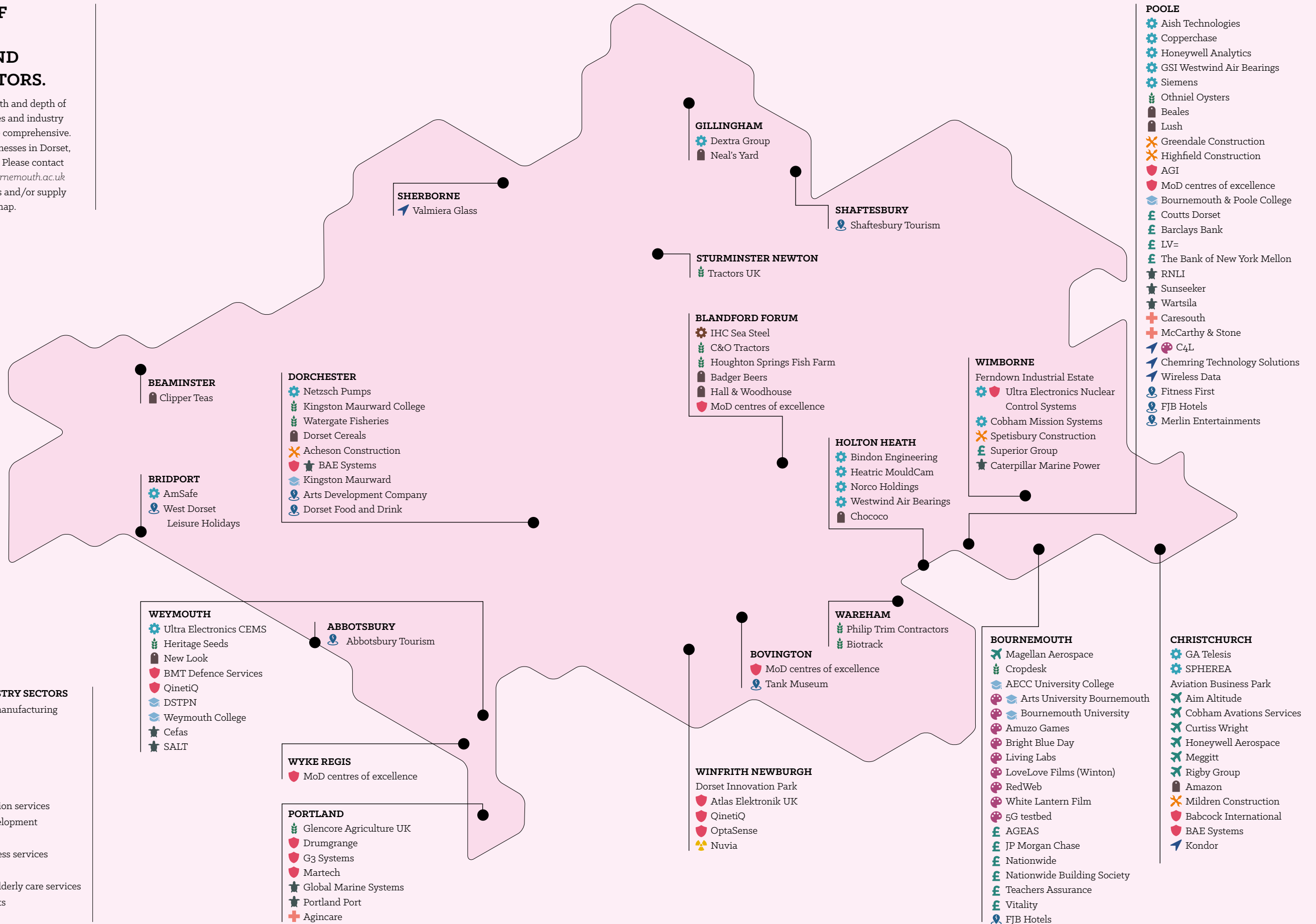
- 1 Connectivity to the South West
- 2 North / South Connectivity to M4 & M5
- 3 London / Midlands Connectivity
- 4 North Dorset Town Improvements
- 5 Congestion / Journey Time
- 6 Port of Poole
- 7 The Big Programme, Bournemouth Airport
- 8 North Bournemouth Quality Bus Corridor
- 9 Wallisdown Road & Ringwood Road Connectivity Project

# A SNAPSHOT OF DORSET'S KEY BUSINESSES AND INDUSTRY SECTORS.

This map showcases the breadth and depth of some of Dorset's key businesses and industry sectors; it is not intended to be comprehensive. We want to identify great businesses in Dorset, their needs and supply chains. Please contact **Charlotte Knight** [cknight@bournemouth.ac.uk](mailto:cknight@bournemouth.ac.uk) if you would like your business and/or supply chains to be included on this map.

## DORSET'S PRIORITY INDUSTRY SECTORS

- Advanced engineering & manufacturing
- Aerospace
- Agri-tech
- Consumer goods
- Construction
- Defence & security
- Digital creative & information services
- Education, research & development
- Energy & nuclear
- Financial services & business services
- Marine
- Health & social / adult & elderly care services
- ICT & precision instruments
- Tourism & leisure



## CONTACT US

For more information about  
Dorset LEP please visit our website  
[www.dorsetlep.co.uk](http://www.dorsetlep.co.uk)

Connect with us on  
Twitter — @DorsetLEP  
LinkedIn — / DorsetLEP  
YouTube — / DorsetLEP

April 2018

